

To Die For

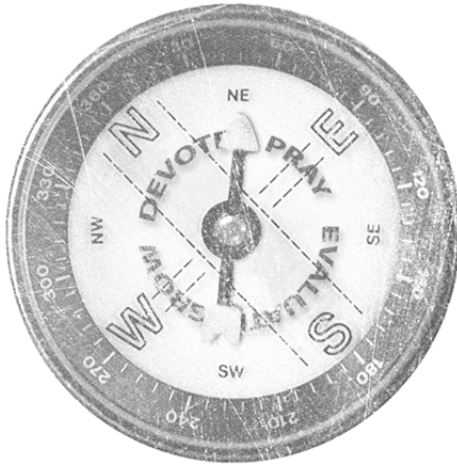
A Study on the Life of
John the Baptist



Field Guide

TO DIE FOR

A Study on the Life of
John the Baptist



THIS BOOK BELONGS TO

LeaderTrekks



Developing Leaders To Fulfill The Great Commission

LeaderTreks is a student leadership development ministry using curriculum, innovative training, and trips to help students identify and develop their personal leadership skills. We are calling the church to join us in making leadership development a core of youth ministry. To that end, we partner with youth workers who are passionate about developing the next generation of leaders in the church and culture. Our resources challenge and change participants. Students gain confidence and motivation, and a new vision for how they can lead and serve others.

To Die For Field Guide

Copyright © 2005 by LeaderTreks

All rights reserved. No part of this publication may be reproduced, stored in a retrieval system, or transmitted, in any form or by any means – electronic, mechanical, photocopy, recording, scanning, or otherwise – without the prior permission of the copyright holder, except as permitted by USA law.

Published by LeaderTreks

25W560 Geneva Road, Suite 30, Carol Stream, IL 60188

630.668.0936

All scripture quotations, unless otherwise indicated, are taken from the HOLY BIBLE, NEW INTERNATIONAL VERSION®. NIV®. Copyright © 1973, 1978, 1984 by International Bible Society. Used by permission of Zondervan. All rights reserved.

Printed in the United States of America

ISBN: 978-1-934577-04-2

For a free catalog of LeaderTreks resources, call 877.502.0699
or visit our website (www.LeaderTreks.com)

Table of Contents

Introduction: Setting Your Compass	– 3
Daily Devotional / To Die For	– 5
Prayer Journal / ACTS	– 11
Growth Journal / Growing Stronger	– 17
Evaluation / Target 3	– 21
What's Next	– 75

**“Always remember there are only
two kinds of people,
the realists and the dreamers.
The realists know where they're going.
The dreamers have already been there.”**

– Robert Orben

Introduction: Setting Your Compass

Life in the field isn't easy. We're tested. We struggle. And if we're not careful, we'll let life defeat us.

LeaderTrek's Field Guides are everyday tools that yield extraordinary results. If you make it your goal to make your daily time with God intentional – you will experience more depth in your relationship with God.

Every growing Christian leader is committed to achieving four priorities on a constant basis. If you want to be an effective leader in God's service, you will:

- » **DEVOTE** yourself to God's Word.
- » **PRAY** and listen to God.
- » **GROW** by asking tough questions.
- » **EVALUATE** every experience.



Let's face it – we all need direction in life. These four priorities in the Christian life are like navigational points on a compass: North, South, East, and West. They are crucial to helping you find your way on your leadership journey. When you make these priorities a habit, it's like setting your compass every day for success. Neglect them, and life gets fuzzy. The right way to go isn't so clear, and you start to feel lost.

Each Field Guide gives you a daily four-step experience with God: DEVOTE time to His Word reading a daily devotional. PRAY effectively using our ACTS Prayer Journal pages. GROW using Growth Journal pages. EVALUATE using our unique team evaluation tool.

How does it work?

Let's take a deeper look at the way the Field Guide works for student leaders.

Devote yourself to His Word. The daily devotionals in the Field Guide use different Bible study methods each day, so you'll learn new methods to study the Bible on your own. These Bible study methods will allow you to look intently into God's Word and get more out of the passage.



Listen to God in prayer. The Prayer Journal is where you can write your prayers to God. It follows the ACTS prayer method of Adoration, Confession, Thanksgiving, and Supplication. You can record what God is doing in your life so you can eventually look back and see how God answered your prayers.



Grow by asking yourself the tough questions outlined in the Growth Journal. In a team setting, you can write what your personal obligations were to your team that day, rate your influence on your team, brainstorm how you can improve the following day, and record the basic thought of your quiet time. The Growth Journal also includes different questions for each day that prompt you to think about how God can use you in bigger ways and have more of your heart.




Evaluate what you do by using our evaluation tool. Your team will be able to improve their performance on a daily basis. Together the team will brainstorm how they did every day. The team will discuss areas of excellence and areas that need improvement. Then the team will make action steps to follow through with the needed improvements.



This Field Guide is organized to package all four daily experiences with God. Each day is unique and uses different study methods and intriguing questions. Field Guides bring stale quiet times to life and energize team discussions with new focus.

DAY 1





Devotional Journal

Bible study is foundational for growth as a Christian. In order to be connected to God and His will, we need to listen to His voice. One major way that God speaks to and guides His children is through His written Word, the Bible. At LeaderTreks we have found that most Christians desire to have a strong habit of personal Bible study in their lives. Many feel guilty for not reading the Bible more. They want to learn from God's Word; they just don't know how. This Field Guide is filled with several different Bible study methods that you will be able to use in your personal study of the Bible.

When you find a Bible study method that you like, take it and use it on other passages after you have completed your time in this Field Guide. Bible study methods you may use in the pages of this Field Guide include: OPA, SPECK, 5P, Newspaper, and List/Link/Live. Each of the Bible study methods have one thing in common: It requires you to find ways to take the truth in the passage and apply it to your life. For God's Word to change you, it must be applied to your life. When you think of making an application, be sure to make it specific and measurable. Application is the key to allowing God to change who you are.

Bible study is hard work. Some days the devotionals will be more challenging for you than others. It is important for you to invest effort into this process. God is waiting to communicate His Truth to you. Are you willing to do what it takes to hear Him? If so, you will begin to see a difference in your life. When you finish these devotionals, review the lessons that God has taught you. You will be amazed at how far you have come and how much you have learned. It can be the start of a life-changing process for you.

When you are ready to start your devotions, first read the introductory paragraph. This will give you an idea of the theme of the passage and what to look for as you read. Next you will want to read the passage. It doesn't really matter what version of the Bible you use; just find one that you can understand. After you read the passage, work through the study method listed for that day.

We suggest that you allot 45 minutes a day for devotional time and prayer. During that time you should study the Word using your devotional and spend time in prayer using the Prayer Journal. If you are using this Field Guide on a trip, set aside time every evening to talk through and teach each other what you have been learning through the Bible study.



Birth of a Mission

Read Luke 1:5-22, 57-66

Every parent feels that their child is special, but John the Baptist was different from the moment he was conceived. God had a special plan for this baby, a plan which included a miraculous birth. John the Baptist was the product of two Godly parents. Their ultimate desire was to see their only son fulfill his calling. Imagine their excitement as the days approached for this special boy to be born. Their joy was beyond that of the average Jewish parents. Their boy had a mission.

Let's study what he says through his own words in this chapter using the 5P Method.

Purpose

Ask yourself these questions: Why do you think the author wrote this? Why is it important enough to be in the Bible? In a sentence or two, write what you think the overall theme or topic is.

Primary Verse

Which verse seems to contain the most important thought in the passage? Which one stands out most to you? Write out the verse completely and the corresponding reference.

Promises

Make a list of any promises you find. Sometimes you need to infer promises from a passage. For example, John 3:16 does not come right out and promise you heaven, but it implies a promise: *"If you believe, you will have eternal life."*

Problems

If you find anything you don't understand – even if it's just a word – write it down as a question. Then ask someone for the answer or look it up yourself. One way to know if you have any problems is to ask yourself, "Is there anything in this passage that I could not explain to a friend?"

Practical Application

Think about what the passage means to you. What action should you take? What do you need to change or work on so that what you have read is real in your life? Be specific – your application should tell who, what and when.

Have you ever noticed how many people are in searching for a purpose in life? As humans one of the biggest questions we ponder is, "Why am I here?" The search for the answer to that question can lead us down many different paths.





Prayer Journal

If we take God seriously, we'll be serious about prayer.

This prayer journal is a tool to guide you in the process of prayer rather than the common wish list of things you want from God. Prayer is not just a list; it is the way to build an eternal relationship with God. This is why a prayer process is key; it keeps you on track to the true purpose of prayer.

The first part of your prayer time is ACTS. Record your prayers by:

Adoration – Praising God by reflecting on and speaking about who He is.

Confession – Once we recognize who God is, we come face to face with who we are – sinners. We confess our sins because God is holy, just and forgiving.

Thanksgiving – We are grateful for a life free from the chains of sin. We no longer carry the guilt of our sins and so we approach God with grateful hearts thanking Him for His great work in our lives.

Supplication – Now that our perspective is clear about who God is, who we are, and why we are thankful, we can come to Him with our requests.

The second part is a place to record God's answers to your prayers. "Prayer needs/requests and how God responded" is where God will reveal His vision for your life. As you ask God for direction in decisions, He will answer. If you don't record those answers, you won't be able to see the movement of God in response to your requests. This part is the most powerful. Many people skip this step and miss out on the vision, excitement and encouragement of watching God answer when they ask.

The third part is the "Every Day" flap (located on the inside back cover). This section is designed to record the things you want to bring before the Lord every day. For example, consider wisdom. God says in James 1 that if anyone lacks wisdom they can ask for it and He will give it generously. Wisdom is a freebie, but such a necessity for life that you'll want to ask Him for it every day. Use this section for people with pressing needs. Pray for this list each day and do a lot of adding and removing as God answers. The Every Day flap is intended to be used to mark your place every day.



Prayer Journal

Adoration

Lord God, I praise You because You are the Creator of all things. Lord You have created all that I see and all that I am. Lord, You are compassionate and gracious, You are my refuge and my strength. In You alone may I take my refuge.

Confession

I'm sorry that I've been trying to lead by my own strength rather than crying out for help from you. I'm sorry that I've been very self-focused and not compassionate. Please forgive me and help me serve others today.

Thanksgiving

Thank you for yesterday's success. For redemption, love and patience. For the ability to endure hardships and learn from them, becoming better in the end. For the support and encouragement from others. For your forgiveness and your belief in me and your desire to use me.

Supplication

Help me to be a blessing to others today. Help me to be others-focused. To release responsibility well. To have observant eyes. To be attentive to the need for communication. To have meaningful challenges. To have realistic expectations for myself. To have strength to endure.

Prayer needs/requests and how God responded...

Yesterday I prayed for patience with my VBS partner. God allowed for us to have a great conversation this morning at breakfast that allowed me to see her heart for these kids. Thank You, God, for an amazing VBS partner. I pray for more opportunities for us to connect and become more unified to share Christ with these kids.

I pray for strength and boldness going into this final day. We have been working so hard on this deck all week. I prayed for courage yesterday and wrote 2 Corinthians 3:12 on my hand to remember it and be strengthened by it in times that I would normally shrink away. God totally gave me the words to encourage and push our team to finish strong at the work site. We had one hour left before lunch and then onto VBS. Some of my team were slacking a little and just playing around. Because I remembered this verse, I was able to go up to my teammates and get them focused on the work again and remind them of why we were here – to make an impact on this community. Lord, thank you so much for the courage to do that!! I never could have done it without the reminder of that verse!

Before coming on this trip I prayed for God to show me how He wants to use me as a leader in school next year. Through the Bible study every morning and talking about it at night in Team Time, I have a more clear picture of how I can use my gifts to make a difference on my campus for Christ.

Lord, help me finish strong...

**"Lord, guard my lips, free me from the clutter
of unnecessary words, the clamor of vengeful words,
and the cleverness of cynical words.
Let all my words be well used."**

– Adapted from Psalm 141:3



Prayer Journal

Adoration

Confession

Thanksgiving

Supplication





Growing Stronger

Life is a journey, an adventure that will take us behind enemy lines, into unknown cultures and hostile environments. When you started the journey, you didn't have everything that you needed, but God revealed parts of Himself to you through difficulties and obstacles along the way. Even though we don't know what will happen next on our mission, we do know how it will end. Each of us has a unique vision God Himself gives us. It helps us to make decisions and prepare for the future, and it gives us sight in the darkness. Vision is what you need when you can't see what to do next.

Not making the same mistakes twice will be key to your success. You need to learn from your mistakes and God's revelations to make sure that you don't miss a lesson. We, at LeaderTreks, have created a tool to help you learn from the past and develop a vision for the future.

The only way to know if you're growing is to measure your growth. This is why we are providing you with a daily Growth Journal. Use this tool to rethink, respond to, and rejoice over what the Lord is doing in your life. The way to get the most out of this section is to be totally honest with yourself and the Lord. Evaluation is the key to personal growth. If we are honest about our weaknesses, then we can bring them to the Lord. When we are open to His working in our lives, He is able to begin shaping us and molding us into His children. What a wonderful process! Just think, with His hands He is making us into His image, making us into His image-bearers.

The first part of the journal is a daily evaluation form. The purpose of the evaluation form is to measure your individual performance. Use this space to build your performance so that your influence on others will grow. The success of this trip lies in the performance of each individual team member. The second part has blank space to record your thoughts and feelings every day.



Growing Stronger

What are my personal obligations to my team/family/friends in the next 24 hours?

How positive was my influence in the last 24 hours?

1 **2** **3** **4** **5**
LOW MEDIUM HIGH

How can I improve tomorrow?

What was the basic thought of my quiet time today?

What has my focus been today?

What do I want to see happen in my life through this trip?

What are my goals for this trip?





Evaluation Tool

Those who evaluate themselves become better leaders. Evaluation means not only looking for areas in which you can improve, but also celebrating the things you have accomplished. Doing this will only improve team effectiveness. It will also give every team member the opportunity to voice any concerns they have. In this Field Guide, you will evaluate yourself using the Target Three evaluation tool.

Target Three allows you to:

- » Target three things your team is doing well and
- » Target three areas in which your team can continue to improve.

Some things to consider when looking for things your team members have done well:

- » What have we done that we walked away from feeling like we succeeded?
- » What have those outside of our team complimented us for doing well?
- » Whom have we impacted today?
- » What did our team do well together?

Some things to consider when looking for things to improve:

- » Have we walked away from anything feeling like we could have done better?
- » What is one attitude that team members have that is hurting team unity?
- » What can you do to better serve your team?
- » Does everyone on your team feel important to the team? Why or why not?



Target Three

Questions to help identify areas of excellence

1. What was our team's greatest moment today?
2. What helped make it happen?
3. What was our team's our biggest improvement of the day?
4. When did I feel the most valued or cared for today?

Questions to help identify areas of needed improvement

1. What times during the day were not efficient?
2. When did I feel the least valued or cared for today?
3. What would it take for our team to be a great team?

Doing Well

--	--

Need Improvement

Action Steps

1.


1.

2.

2.

3.

3.



What do you want to take home from today?

What will you tell your family and friends about today?

DAY 2

LeaderTreks[®]

www.leadertreks.com

877.502.0699